




Welcome!

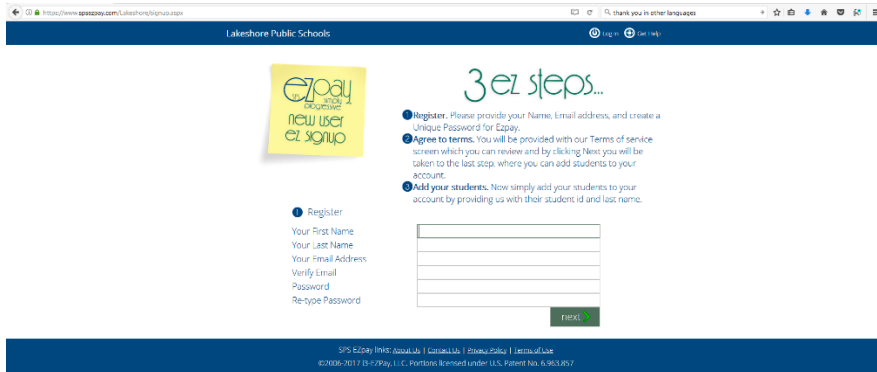
Lakeshore Public Schools has joined with EZPay to provide parents an on-line system to pay fees and or make purchases. You may use your credit/and or debit card for the online transaction.

Parents who use the on-line system must first create an account. If you have a student in the district, you will first need their student ID number as part of the on-line registration. This number can be found by logging into PowerSchool or in the bottom left hand corner of their student ID. (If you do not have a student in the district, you will still be able to make purchases/payments). No personal information about your student is found on ezpay online. The district does not keep your credit card information on file and you will need to re-enter your credit card number each time you use the online system.

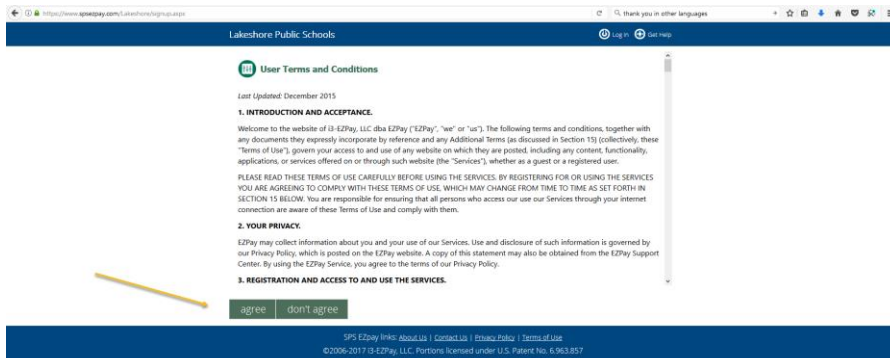
You can access the new on-line payment website by going to our district website (<https://www.lakeshoreschools.k12.mi.us>), then click on **EZpay** found under For Parents to be transferred over to the payment site. Complete the registration by clicking the **create an account** button on the left hand side.



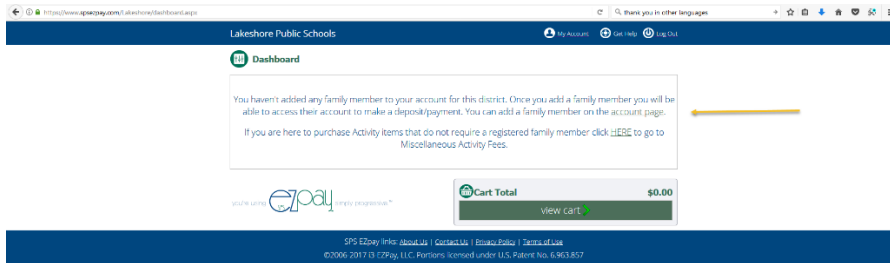
This will walk you through the 3 ez steps to creating an account. First, Input your name, email address, and create your password.



Then Agree to the terms.

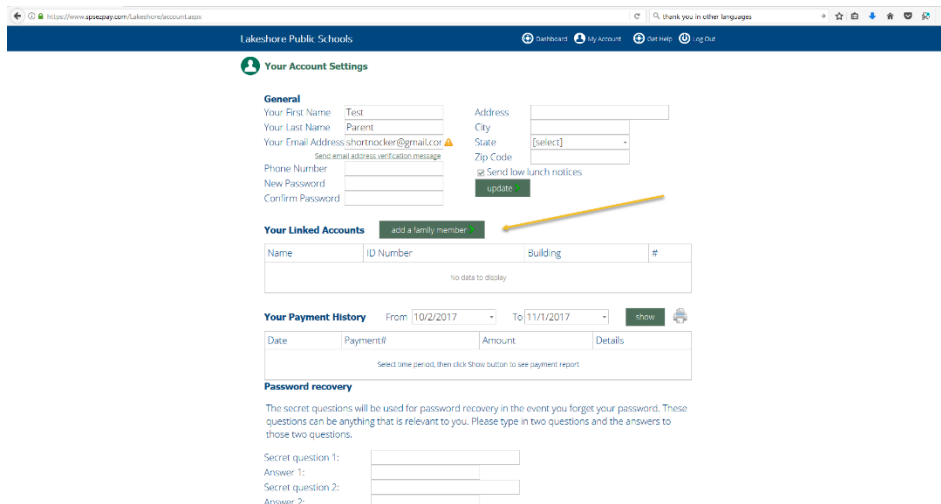


If you have a student in the district, you will first need their student ID number as part of the on-line registration. This number can be found by logging into your PowerSchool portal or in the bottom left hand corner of their student ID (HS/MS Students). (If you do not have a student in the district, you will still be able to make purchases/payments by clicking the 2<sup>nd</sup> paragraph [HERE](#) location). No personal information about your student is found on ezipay online. The district does not keep your credit card information on file and you will need to re-enter your credit card number each time you use the online

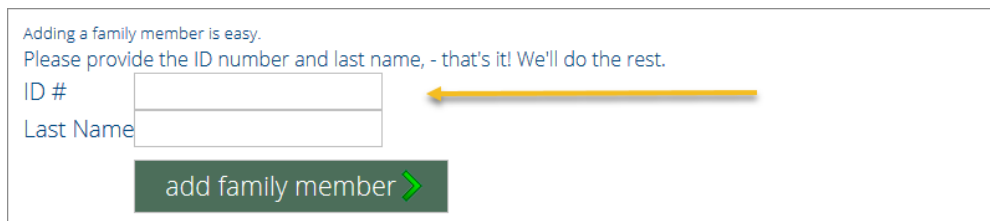


system.

Click Add a family member



Input the Student ID in the ID# location and the last name and click add family member





Students will show once you have added them and you can click the dashboard to get back to the main page and make purchases.

Once your student is registered if you click on the Activity Fees to the right, it will take you to any fees that your child is eligible to pay for online.

Lakeshore Public Schools My Account Get Help Log Out


**Dashboard**

 [Activity Fees](#)

you're using  simply progressive.™


**Cart Total** \$0.00  
[view cart](#)

Click the Pay Now button for each Activity Fee you would like to pay for.

**Activity Fees for** 

Activity Fee items are elective items offered by your district. Click on the Pay Now button next to the item you wish to purchase.

Select	Fee
<input type="checkbox"/>	<b>All Sports Pass</b>
<input type="checkbox"/> <a href="#">Pay Now</a>	2017/18 All Sports Pass
<input type="checkbox"/>	<b>Pay to Participate</b>
<input type="checkbox"/> <a href="#">Pay Now</a>	HS Winter Pay to Participate
<input type="checkbox"/>	<b>Technology Repairs</b>
<input type="checkbox"/> <a href="#">Pay Now</a>	Chromebook Charger Replacement
<input type="checkbox"/> <a href="#">Pay Now</a>	Repair of Chromebook (not screen or replacement)
<input type="checkbox"/> <a href="#">Pay Now</a>	Replacement cost of Chromebook
<input type="checkbox"/> <a href="#">Pay Now</a>	Repair Cost for Screen Replacement on Chromebook





you're using  simply progressive.™

**Cart Total** \$0.00  
[view cart](#)


It will give more information about the fee and let you add to cart.


### Activity Fees for ██████████

Activity Fee items are elective items offered by your district. Click on the Pay Now button next to the item you wish to purchase.


Select	Fee
	<b>All Sports Pass</b> <a href="#">Pay Now</a> 2017/18 All Sports Pass
	<b>Pay to Participate</b> HS Winter Pay to Participate <b>Fee ID:</b> 4e89-baf9-c7a9c8691cbc High school Pay to Participate is \$75.00 <b>Amount:</b> \$75.00 <b>The following conditions apply:</b> <ul style="list-style-type: none"><li>- This item must be purchased by 12/31/2017</li><li>- This item is only for students attending Lakeshore High School</li></ul> <div style="border: 1px solid #ccc; padding: 5px; width: fit-content;"><p>Please provide the following information before adding item to cart:</p><p>Quantity <input type="text" value="1"/></p><p><a href="#">add to cart</a> </p></div>
	<b>Technology Repairs</b> <a href="#">Pay Now</a> Chromebook Charger Replacement <a href="#">Pay Now</a> Repair of Chromebook (not screen or replacement)


you're using  simply progressive.™


 **Cart Total** **\$0.00**

[view cart](#) 

You will see all Fees added to your cart. When you are ready to check out just click the checkout button and it will walk you through the credit card payment process.

 **Cart**

██████████ 


AF: HS Winter Pay to Participate Qty 1 @ \$75.00 ea: \$75.00 

Subtotal: \$75.00

Convenience fee: \$2.63

[clear cart](#)

you're using  simply progressive.™

 **Cart Total** **\$77.63**

[checkout](#) 